# SEAG INFORMATION EVENING

## Thursday 30th April 2026

SEAG Schools' Entrance Assessment Group

# SEAG www.seagni.co.uk

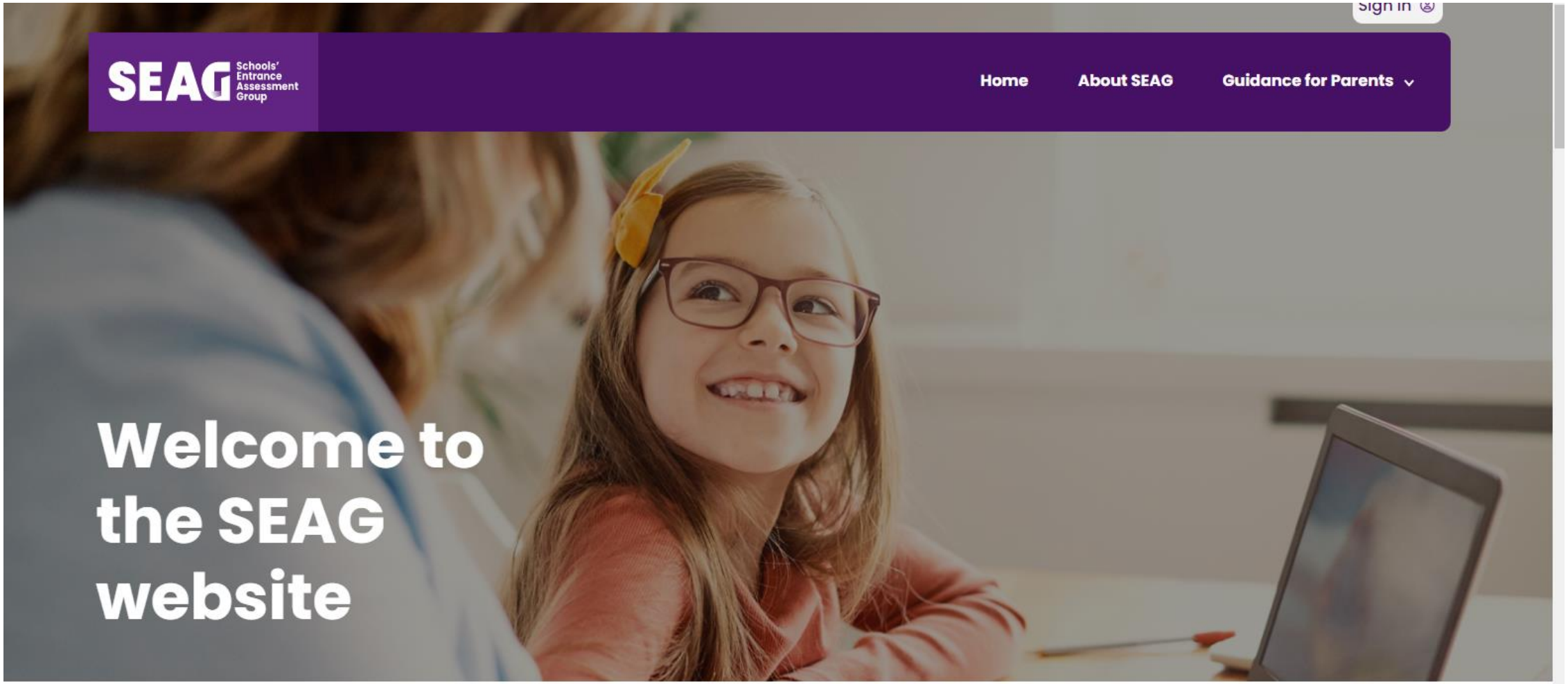

**OBJECTIVES:**

- to convey how Carrickfergus Grammar School intends to familiarise children with the in-house arrangements for SEAG 2026;
- to outline factual information regarding the process for the SEAG assessments 2026;
- to offer some advice on how best to support your child in preparation for the assessments;
- to answer any questions you may have.

https://seagni.co.uk/

# The 2026 SEAG Entrance Assessment - Key Dates

- **Registration Period**

  **Monday 18th May 2026 (8.00am) –**

  **Friday 18th September 2026 (11:59pm)**

- **Familiarisation Event**

  **Friday 23rd October 2026**

- **SEAG Entrance Assessment Paper 1**

  **Saturday 14th November 2026 (am)**

- **SEAG Entrance Assessment Paper 2**

  **Saturday 21st November 2026 (am)**

- **SEAG Outcomes released to Parents / Guardians**

  **Saturday 23rd January 2027 (online)**

SEAG Schools' Entrance Assessment Group

# FAMILIARISATION DATE

**Friday 23rd October 2026**

**Between 4:00pm and 5:15pm**

**PURPOSE of FAMILIARISATION:**

- to see the room where pupils will undertake assessments;
- to simulate a typical SEAG experience, including entering the school, going to classroom, hearing the instructions, toilet stop and undertaking some practice questions;
- to answer any questions children may have;
- to address any arising issues before the first assessment.

# ASSESSMENTS UNDERTAKEN in CLASSROOMS

SEAG Schools' Entrance Assessment Group

# SEAG EXPERIENCE at CGS:

- Arrival and escorting to rooms;
- Time between arrival at room and start of test;
- What stationery is permitted;
- Instructions heard;
- Exit

# SEAG EXPERIENCE at CGS:

- Arrival and escorting to rooms:
  - Arrival 45-50 minutes prior to test;
  - Grouped in Assembly Hall by room;
  - Escorted to room by supervisor

## SEAG EXPERIENCE at CGS:

- Time between arrival at room and start of test:
  - Settled at desk;
  - Toilet stop;
  - Reading of instructions;
  - ‘Quietening down’ period.

# SEAG EXPERIENCE at CGS:

- What stationery is permitted and what should be brought:
  - School supplies pencils and rubber;
  - Highlighter pen and / or pencil grip
  - Bring Emergency medication if necessary.
- What should NOT be brought:
  - Mascot;
  - Watch;
  - Smart Phone and Electronic Devices;
  - Pencil Case;

**<u>Water available if necessary.</u>**

## SEAG EXPERIENCE at CGS:

- Escorted back to Assembly Hall;
- Collected by parents on morning of assessments.

**PRINCIPLES of CGS ARRANGEMENTS:**

- to make children feel as comfortable as possible;
    - use of classrooms;
    - simulating experience through familiarisation;
    - zoning pupils from same school in rooms;
    - ensuring consistency with supervision;
    - creating optimal conditions for success.

# Study skills

Strategies to help your child achieve academic success

# Mark Roberts
# English teacher and Director of Research

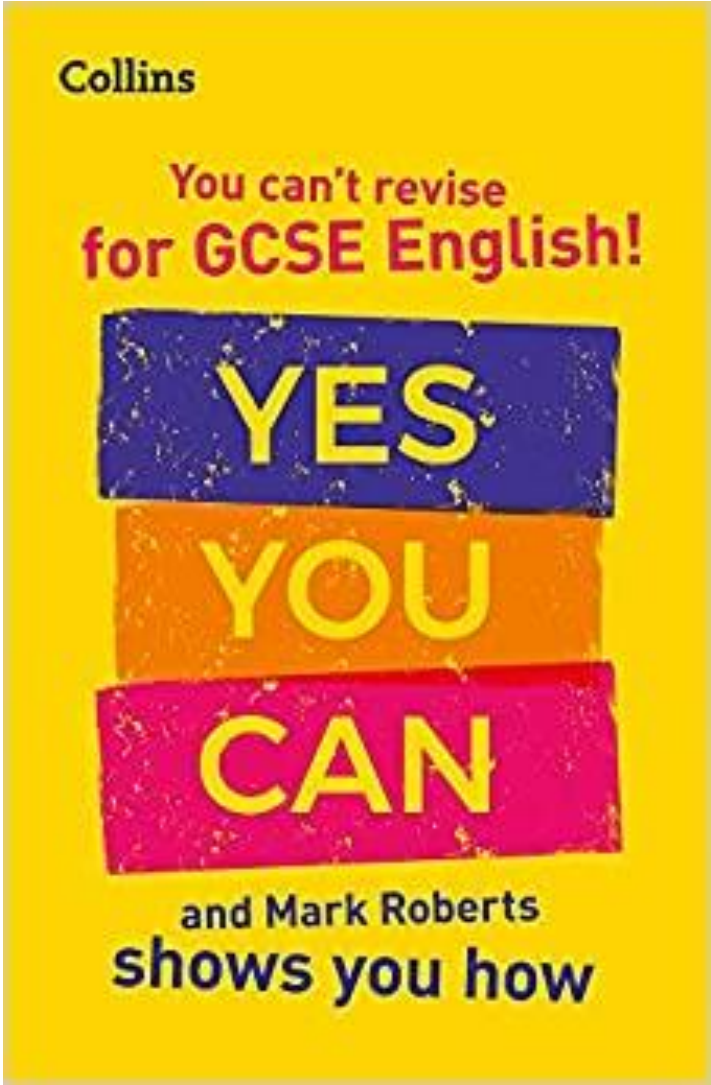
Collins
You can't revise
for GCSE English!
YES
YOU
CAN
and Mark Roberts
shows you how

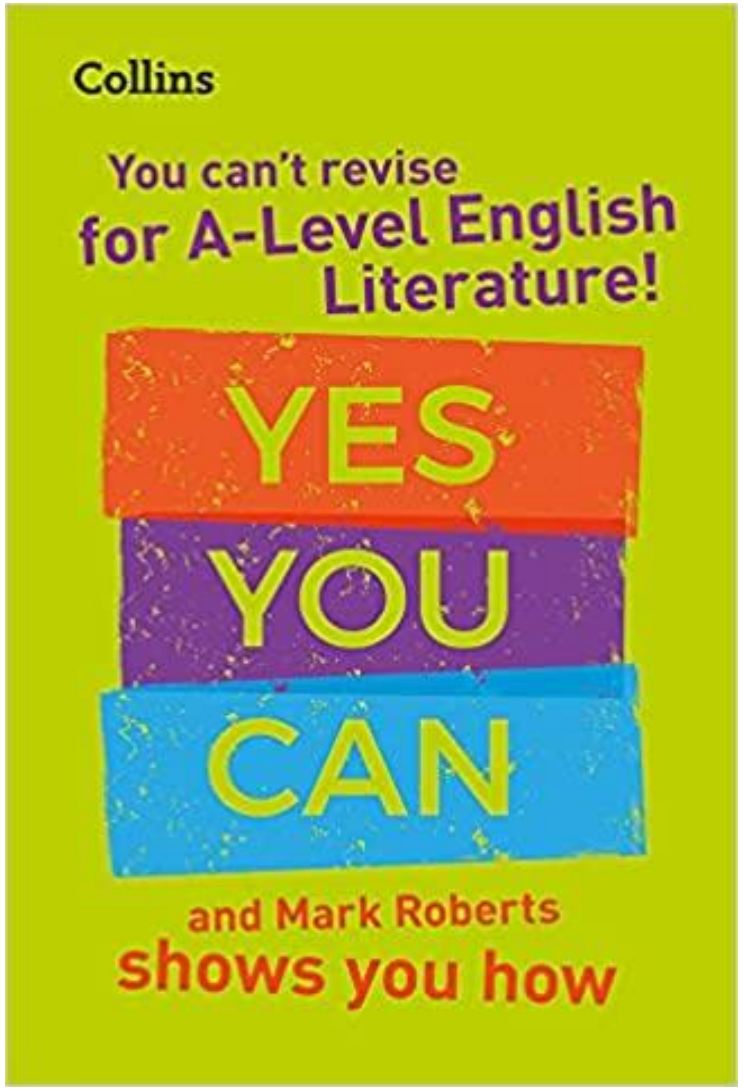
Collins
You can't revise
for A-Level English
Literature!
YES
YOU
CAN
and Mark Roberts
shows you how

Series edited by InnerDrive's
**Bradley Busch** & **Edward Watson**

# Fail Better

How teachers can help their students overcome failure, perfectionism, procrastination, impostor syndrome and test anxiety

**Mark Roberts**

The **Teacher CPD Academy** series.

# What do parents of successful students do?

- Have high academic expectations
- Communicate regularly
- Promote good reading habits
- Set clear study rules

Castro et al. (2015)

BIGGEST FACTOR ON GRADES

EDUCATION SEEN AS VERY IMPORTANT

TEACHERS VALUED HIGHLY

Have you ever said any of the following?

“They’re not academic like their sister”

“They’ve always been better at practical things”

“I hated [INSERT NAME OF SUBJECT] when I was at school”

Each time a parent says that their child “isn’t a maths person”, it can have **a very serious and negative impact on the child’s beliefs** about maths potential

(Busch and Watson, 2021)

GET THE BALANCE RIGHT

ENSURE THEY USE EFFECTIVE STUDY TECHNIQUES

HELP THEM STAY MOTIVATED

# Get the balance right

Reduce homework support over time:

**Students who did homework alone did 10% better in exams**

(Fernandez-Alonso et al., 2015)

# 1. Ensure they use effective study techniques

# What’s 13 X 9?

# Answer

117

# How did you work it out?

- 13 x 10 = 130. Then – 13 = 117
- 9 x 10 = 90. 9 x 3 = 27. Then 90 + 27 = 117
- I just knew it because I'd memorised 13 times tables??

# How does our memory work?

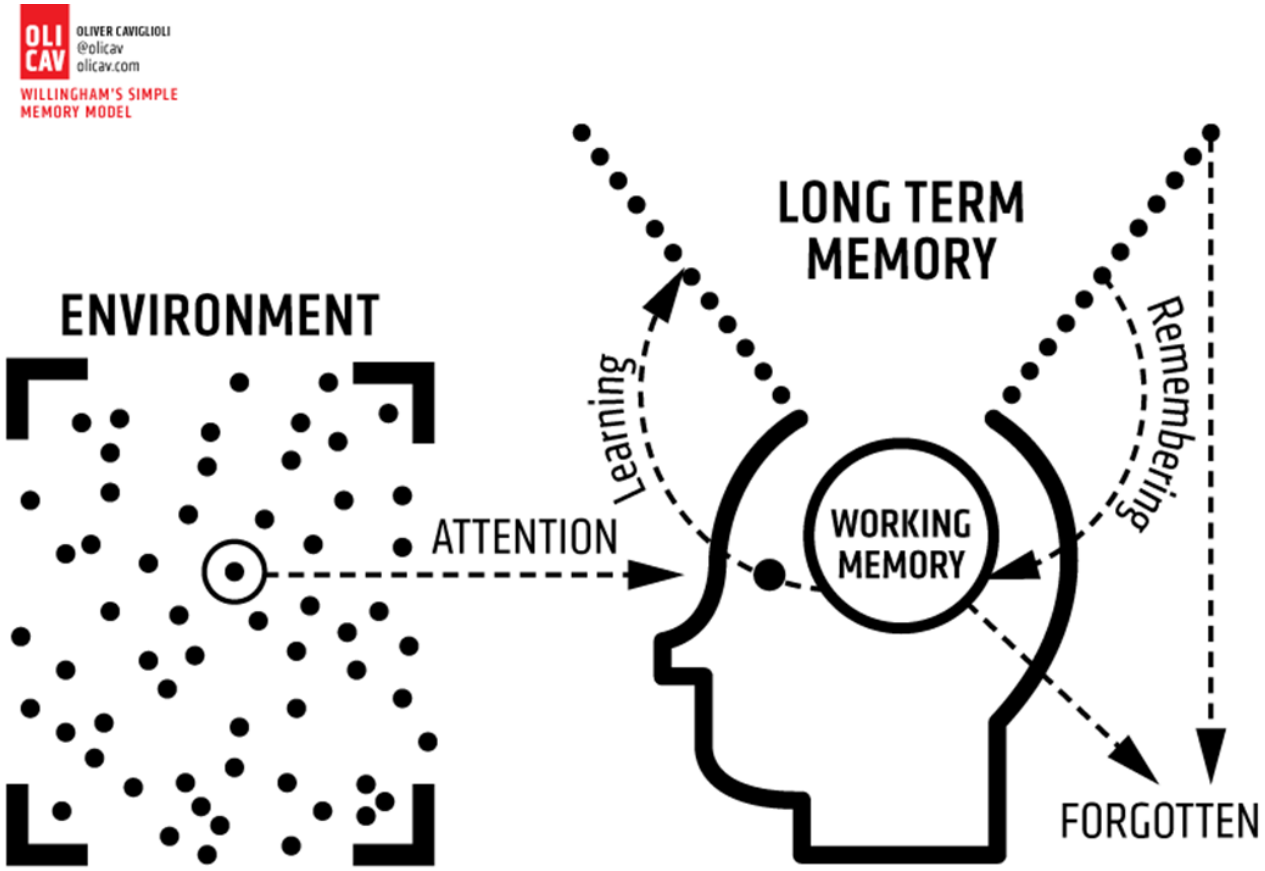

# Making the most of our memory

How students often study for a test…

# The Gunpowder Plot

**What was the Gunpowder Plot?**

The Gunpowder Plot was a failed attempt to assassinate King James I of England during the Opening of Parliament in November 1605. The plan was organised by Robert Catesby, a devout English Catholic who hoped to kill the Protestant King James and establish Catholic rule in England.

**When was the Gunpowder Plot?**

The Gunpowder Plot itself was foiled in the early hours of 5 November 1605. Catesby and the core group of conspirators first met and swore an oath of secrecy on 20 May 1604. At first, they had planned to tunnel beneath the Houses of Parliament, but in 1605 they were able to rent a cellar located directly beneath the House of Lords. Dozens of barrels of gunpowder were moved in, and explosives expert Guy Fawkes prepared to ignite the cache during the Opening of Parliament.

# The Gunpowder Plot

**What was the Gunpowder Plot?**

The Gunpowder Plot was a failed attempt to assassinate King James I of England during the Opening of Parliament in November 1605. The plan was organised by Robert Catesby, a devout English Catholic who hoped to kill the Protestant King James and establish Catholic rule in England.

**When was the Gunpowder Plot?**

The Gunpowder Plot itself was foiled in the early hours of 5 November 1605. Catesby and the core group of conspirators first met and swore an oath of secrecy on 20 May 1604. At first, they had planned to tunnel beneath the Houses of Parliament, but in 1605 they were able to rent a cellar located directly beneath the House of Lords. Dozens of barrels of gunpowder were moved in, and explosives expert Guy Fawkes prepared to ignite the cache during the Opening of Parliament.

# 2. What are the best (and worst) study techniques?

- The two most popular study methods…



| Effectiveness | Technique | Explanation |
| --- | --- | --- |
| Low utility ✗ | Rereading notes, textbooks, revision guides etc. | • Gives students a shallow understanding of what they have read<br>• Any benefits tend to be short-term in nature<br>• Can often remember things shortly after rereading but struggle with long-term recall and comprehension |
| Low utility ✗ | Highlighting | • Gives students an illusion of fluency yet offers little long-term cognitive benefit<br>• Students usually mark too much text when highlighting, so key information is less likely to be remembered<br>• Novices find picking out the main points of a topic difficult<br>• Students who use highlighters during tests only perform at a similar level as those who have merely read the text |

- The most effective study method…

| | | |
|---|---|---|
| High utility ✓ | Retrieval practice | • Using aids like flashcards forces students to recall information from memory<br>• Makes students face up to the gaps in their knowledge<br>• Offers clear advantages in follow-up assessments |

## Students who test their knowledge perform better on tests than those who simply study

Proportion of recall on final testing

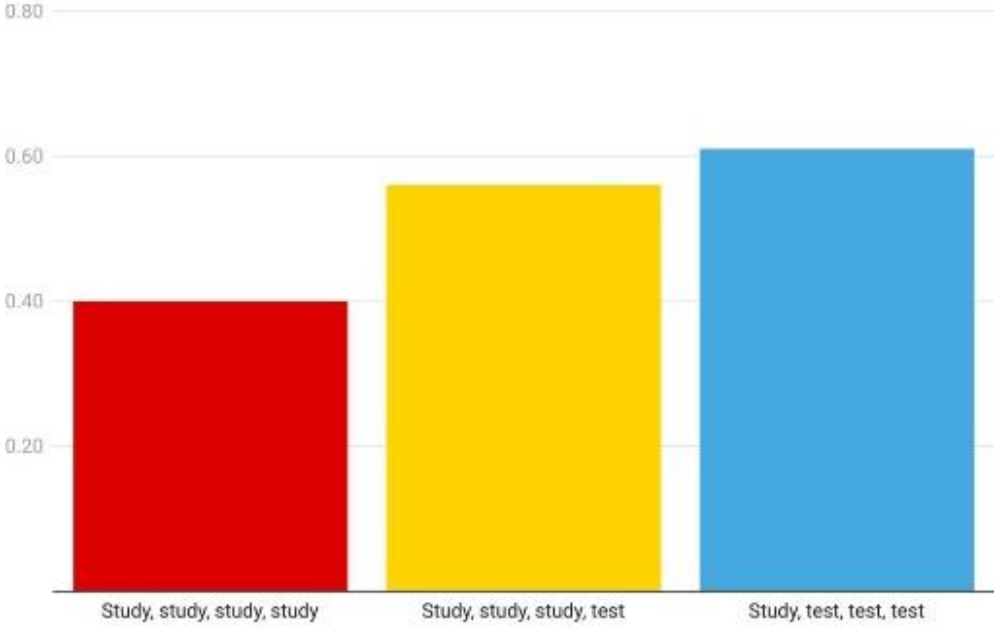


Chart: InnerDrive • Source: Roediger and Karpicke, 2006 • Created with Datawrapper

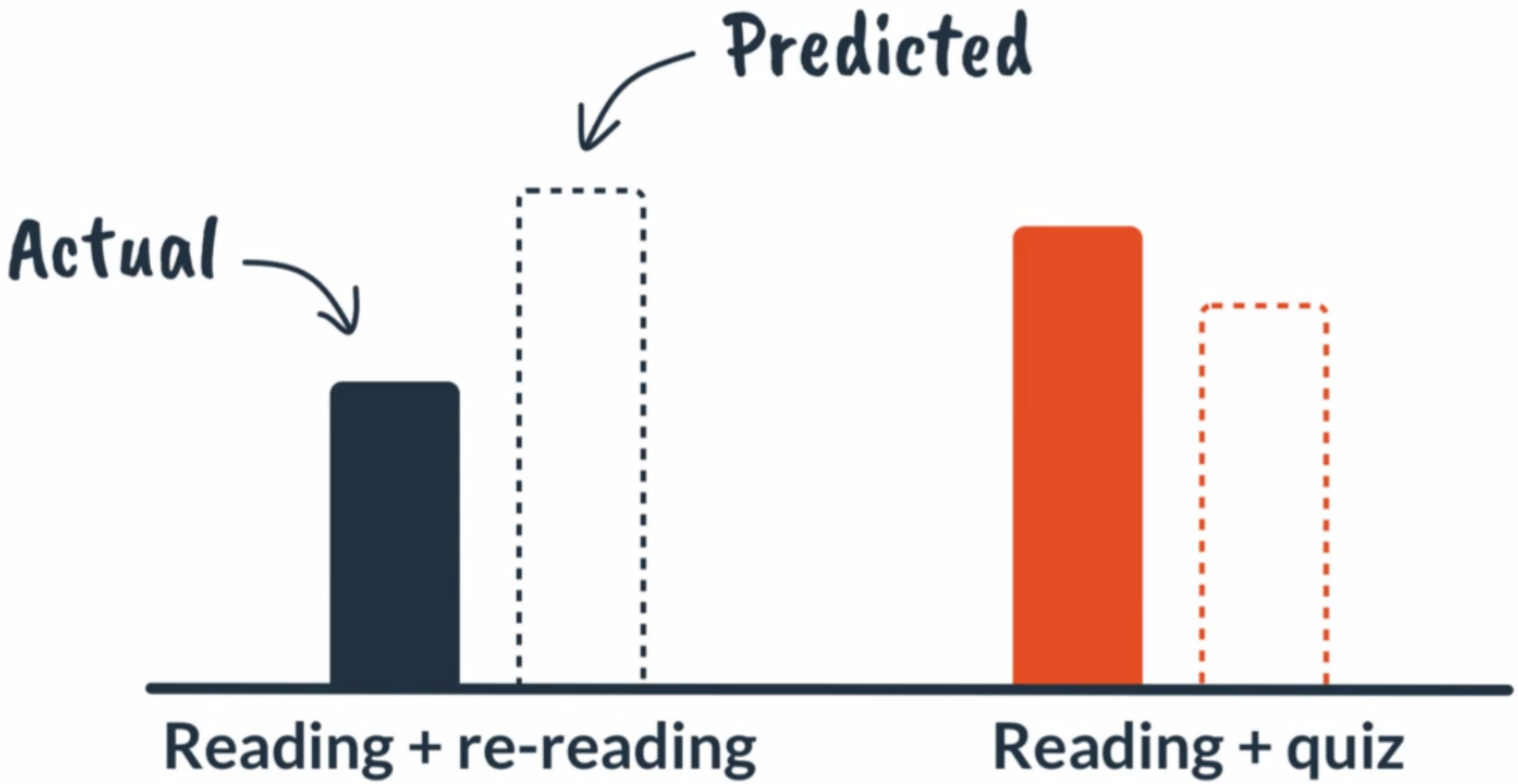


**Adapted from:** Roediger & Karpicke (2016) *Test-enhanced Learning*

# How to create a flash card

**STEP 1**

On one side of the card, write a question:

**STEP 2**

On the other side, write down the information you need to remember

This might use quick bullet points, formula, diagrams or longer sentences:

Name 5 synonyms for **hot**

1. tropical
2. balmy
3. searing
4. scorching
5. humid

What are the properties of a cube?

# Properties of a Cube

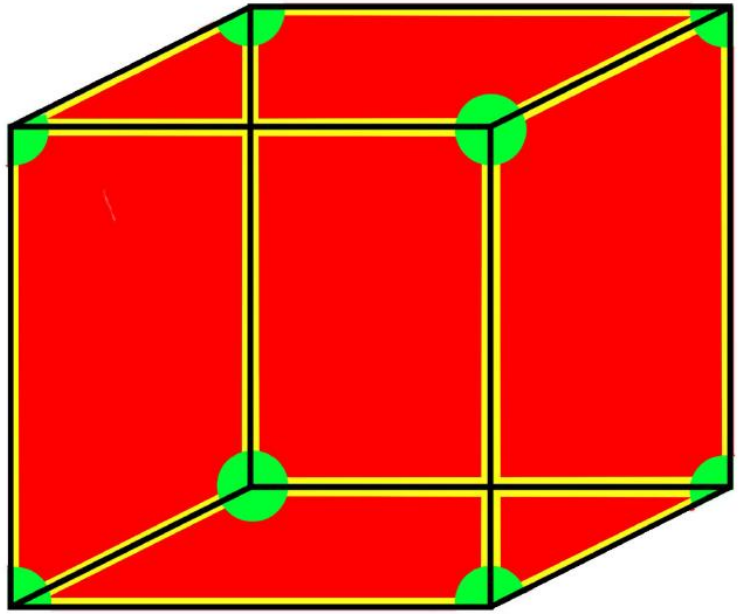

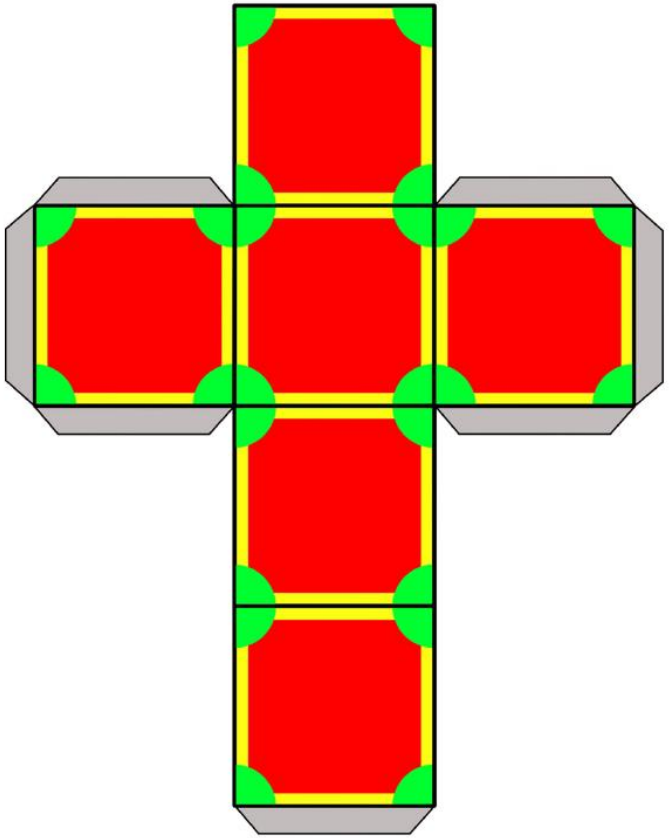

Faces:6 Vertices:8 Edges:12

What else could go on flashcards?

# Spelling revision

- separate
- definitely
- unnecessary
- rhythm
- embarrassed
- accommodation
- principal
- receive
- stationery
- disappointed

# Vocabulary revision

- albeit
- adjoining
- audacious
- primarily
- whilst
- detrimental
- mutiny
- anguish
- forlorn
- coax

# Word class revision

- noun types
- adjective
- adverb
- preposition

# Maths revision 1

- Degrees in circle/square/straight line/triangle
- Different types of triangle (equilateral, isosceles, scalene, right angled)
- Different types of angles (right, acute, obtuse, straight, reflex)

# Maths revision 2

- Formula for area of triangle
- Formula for volume of cubes/cuboids
- Reflections (mirror line)
- Multiply/division by 10/100

# Important points to remember

- Make sure they don’t write down the wrong answer
- Notes must be away
- They must leave a long enough pause before checking

# 2. Help them study in the best environment

# A. Put away your phone

Mere presence of phone during revision, even untouched, leads to student's performance being **20% worse**.

# B. Don’t listen to music

Students who revised **without music outperformed** those who revised to music **by over 60%**

# C. Ensure they get plenty of sleep

Lack of sleep hinders ability to memorise knowledge

(Walker, 2009)

Parents thought children were getting 9 hours a night but they were actually getting 8 hours!

(Short et al., 2013)

# 3. Help them get organised and stay motivated

# What should I do when things go wrong?

| Scenario B: My child thinks he's rubbish at maths after some low test results | |
|---|---|
| **Avoid saying:** | **Rephrase for success:** |
| "I know how you feel. When I was at school, I was never any good at maths either. I'll buy you a maths workbook so you can do some extra practice." | "I understand how you feel. Getting a low mark can be really disappointing. Shall we start by focusing on one thing you're finding difficult? We could ask your cousin to go through that topic with you, as she did it a couple of years ago. Then I could get you a workbook, so you could keep practising it, when you understand it better." |

# Year 8 English Summer Exam Reflection

Mark: _____ Percentage: _____ Class average: _____

1. How did you prepare for the exam?

a) Rereading notes Time: _____

b) Self-quizzing Time: _____

c) Flash cards Time: _____

d) Writing practice paragraphs Time: _____

e) Acting on feedback Time: _____

2. Do you feel like you prepared enough for the exam?

**Yes** **No**

Explain:

3. How confident were you going into the exam?

1 2 3 4 5 6 7 8 9 10

Not very Very

4. What percentage of marks did you lose on the exam in these areas?

a) Not reading question carefully _____

b) Lack of knowledge _____

c) Ran out of time _____

d) Didn't answer question _____

e) SPaG mistakes _____

f) Vocab/terminology error _____

g) Analytical writing issue _____

h) Creative writing issue _____

5. What do you need to do differently next time to prepare for exams?

6. Set yourself two revision targets for the next time:

a)

b)

7. How happy are you with your performance on the exam?

1 2 3 4 5 6 7 8 9 10

Not very Very

# SEAG Practice Paper Reflection

Paper No:_____ Mark: _____ Percentage: _____

1. How did you prepare for the test?

a) Rereading notes Time: _____

b) Self-quizzing Time: _____

c) Flash cards Time: _____

d) Maths practice questions Time: _____

e) English practice questions Time: _____

2. Do you feel like you prepared enough for the test?

**Yes** **No**

Explain:

3. How confident were you going into the test?

1 2 3 4 5 6 7 8 9 10

Not very Very

4. What percentage of marks did you lose on the test in these areas?

a) Not reading question carefully _____

b) Lack of knowledge _____

c) Ran out of time _____

d) Didn't answer question _____

e) SPaG issues _____

f) Vocab issues _____

g) Maths calculations _____

h) Poor concentration _____

5. What do you need to do differently next time to prepare for tests?

6. Set yourself two revision targets for the next time:

a)

b)

7. How happy are you with your performance on the exam?

1 2 3 4 5 6 7 8 9 10

Not very Very

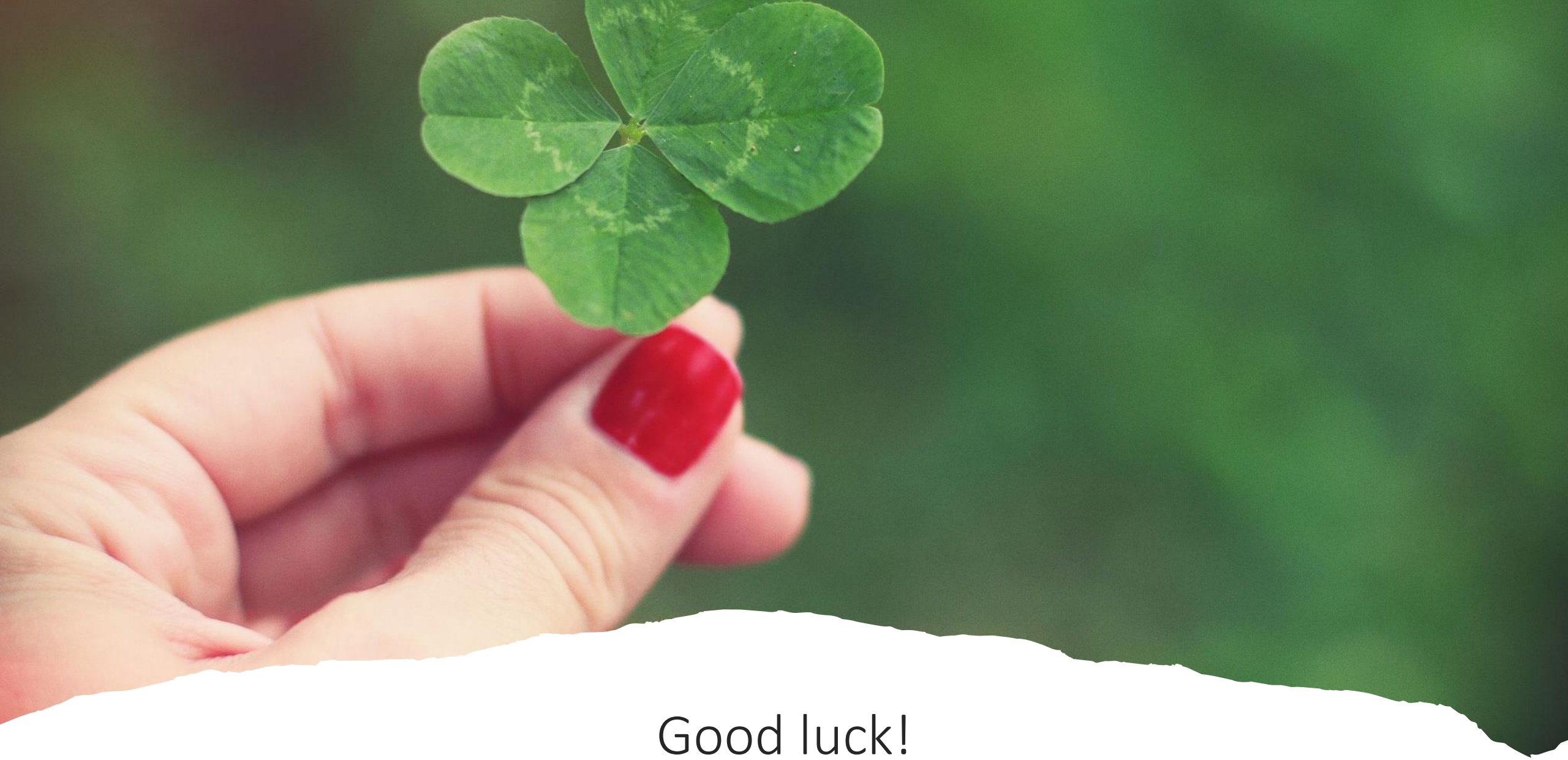

Good luck!

# The 2026 Entrance Assessment

## The Registration Process-Pupil Application

**Step 1 of 10** **Pupil Details**

✓ **Details about the pupil who is being registered are entered.**

*The name and date of birth which the parent / guardian enters MUST be identical to the information on the birth certificate / passport / residence permit for the Pupil Application to be valid.*

**Step 2 of 10** **Pupil Photograph**

✓ **A passport-style, "head and shoulders" photograph of the pupil is uploaded.**

*This photo will appear on the "Pupil Card" which a child brings to the the Assessment Centre to confirm their identity.*

**Step 3 of 10** **Pupil ID***

✓ **A copy of the birth certificate / passport / residence permit is uploaded to confirm the identity of the pupil.**

**If a child's name has been changed by Deed Poll, then a copy of the Deed Poll, not the birth certificate / passport / residence permit, should be uploaded.*

- NB When registering their child, a parent / guardian can save the details and return later to complete the process.

# The 2026 Entrance Assessment

## The Registration Process (Step 4 of 10)

**Step 4** **Essential Information – for the days of the Assessment**

- **The Assessment Centre provides pencils, erasers and rough work paper for your child.**
- **If required, your child may bring a highlighter pen and / or a pencil grip.**
- **If your child needs to have any other item with them, the parent / guardian must make an Application for Access Arrangements.**

# The 2026 Entrance Assessment

## The Registration Process (Step 5 of 10)

**Step 5** **Will you need to request Access Arrangements?**

Access Arrangements are "Reasonable Adjustments" made for the SEAG Entrance Assessment for children with specific, substantive needs.

- At this step, parents/guardians **must** answer YES or NO to 4 important questions regarding Access Arrangements.
- If the answer is "**Yes**" to **any** of these 4 questions, you will be directed to the detailed "**Access Arrangements**" Section later in the Pupil Application.
- If you select "**No**" to all 4 questions, you will NOT be able to include an **Access Arrangements** request in your Pupil Application.

# The 2026 Entrance Assessment

## The Registration Process (Step 5 of 10)

**Step 5** **Access Arrangements?** **Questions 1 and 2**

1 Does the pupil have Special Educational Needs and/or a Disability?

If you answer "Yes" to this question, you will be taken to the Access Arrangements application, after you have submitted your registration to sit the Entrance Assessment.

○ Yes ◉ No

2 Does the pupil have a Long-term or Serious Medical Condition?

If you answer "Yes" to this question, you will be taken to the Access Arrangements application, after you have submitted your registration to sit the Entrance Assessment.

**Please note:**
It is the responsibility of Parents/Guardians to inform SEAG of any Long-term or Serious Medical Condition, whether or not you are requesting an adjustment. You must go through the Access Arrangements application to ensure that the Entrance Assessment Centre is aware of the child's medical condition. If you do not wish to request an adjustment, it is possible within the Access Arrangements Application to let us know that it is "for information only".

○ Yes ◉ No

# The 2026 Entrance Assessment

## The Registration Process (Step 5 of 10)

**Step 5** **Access Arrangements?** **Questions 3 and 4**

3 **Has the pupil had less than 3 years in the UK/Ireland by 31st October 2026? (i.e. they arrived in UK/Ireland after 31st October 2023)**

If you answer "Yes" to this question, you will be taken to the Access Arrangements application, after you have submitted your registration to sit the Entrance Assessment.

○ Yes ● No

4 **Does the pupil need to bring an item(s)** which falls under Access Arrangements to the Assessment Centre?

If you answer "Yes" to this question, you will be taken to the Access Arrangements application, after you have submitted your registration to sit the Entrance Assessment.

**Please note:**
If your child needs to have any item with them, other than a highlighter pen or a pencil grip, you must make an application for Access Arrangements.

○ Yes ● No

# The 2026 Entrance Assessment

## The Registration Process (Steps 6 and 7 of 10)

### Step 6 Primary School Details

✓**The parent / guardian enters details of their child's primary school.**

- *SEAG will pass this information to the Assessment Centre. Assessment Centres use this information to help them plan seating arrangements for the Assessment.*
- *If the pupil is "home schooled" then "Home Educated" should be entered.*

### Step 7 Secondary Contact Details

✓**The parent / guardian enters details of another contact person.**

- *We need details of a second adult in case the parent / guardian who makes the Pupil Application cannot be contacted e.g. in an emergency.*
- *The Second Contact can be the other parent / person with parental responsibility, or someone else.*

# The 2026 Entrance Assessment

## The Registration Process (Step 8 of 10)

**Step 8** **Choosing the Assessment Centre**

✓ **The parent / guardian selects, from a drop-down list, the SEAG school which would be most convenient for their child to sit the Entrance Assessment.**

**Step 8** **Assessment Language**

✓ **Selecting "Gaeilge" directs the parent to a choice of the available Assessment Centres which provide the "Gaeilge version". The Invigilation will be in Irish for those pupils.**

# The 2026 Entrance Assessment

## The Registration Process (Step 9 of 10)

### Step 9 Review all the information you have included

- ✓ **Many submitted Pupil Applications can contain errors.**
- ➢ The "**Review**" page lets parents see everything they have added so that they can carefully check if it is all absolutely correct.
- ➢ **If there are any errors, e.g. the wrong Assessment Centre selected, name typed in doesn't match the name on the ID document, then this is the opportunity to correct these errors.**
- ➢ Also check that the photographic ID and the birth certificate/passport/residence permit have uploaded correctly.

### Step 9 Assessment Declaration

- ✓ **You will also need to:**
- ➢ confirm that all the information you have provided is accurate, that you accept any liability for providing inaccurate information and that you accept all responsibilities as parent / guardian of the pupil for whom this application is made;
- ➢ agree to the Terms & Conditions.

# The 2026 Entrance Assessment

## The Registration Process (Step 10 of 10)

**Step 10** **Payment / Free School Meals Payment Exemption**

**As part of the Pupil Application process, the parent / guardian is required to pay a non-refundable administration fee of £20 through a secure online payment method.**

Those entitled to Free School Meals (FSME) are exempt from the administration fee but must provide necessary verification, provided by the Education Authority (EA), of FSME status when registering.

- ✓ *Parents / Guardians will need to make sure that they have a debit / credit card available to make the payment OR*
- ✓ *if payment is exempt through FSME, then **current** approval evidence of FSME which includes the child's name and date of birth must be uploaded.*

*Evidence can be a copy of either:*

*a screenshot from the EA portal account which provides evidence of your child's **current** FSME*

*OR a **current** FSM "Entitlement Letter" from the EA.*

# The 2026 Entrance Assessment

## The Registration Process – After the Payment Step

- ✓ **When the Administration Fee payment has been made OR approved FSME payment exemption evidence has been submitted, the pupil's place at the selected Assessment Centre is secured.**
- ✓ **The Assessment Centre you selected will be where your child sits the Assessment.**
- ✓ Parents receive email confirmation that they have "registered a pupil, pending verification by SEAG".
- ✓ All Pupil Applications will be reviewed and verified by the SEAG team.

  e.g. Do the name and date of birth on the birth certificate / passport / residence permit match what the parent / guardian has entered? Is the photographic ID appropriate? If FSME payment fee exemption has been claimed, was correct evidence provided?
- ✓ **SEAG will only contact parents if there is an issue with verifying the application.**
- ✓ You can check the status of your application at any time. As soon as SEAG has been able to verify an application, it will change from "pending" to "verified" on the portal.

# The 2026 Entrance Assessment
# The Registration Process (Additional notes)

- ✓ Parents who answered "Yes" to 1 or more of the 4 "Access Arrangements" questions can submit the Access Arrangements request at a later time, within the Registration Period, if they choose.
- ✓ After a parent submits an Access Arrangements Request, it is reviewed separately, by the Access Panel; the parent will receive an email once an Access Arrangements decision has been made.
- ✓ **FSME** - If a claim for Free School Meals cannot be verified, because of inadequate evidence, the parent will be asked to provide the specific evidence which is needed. If they cannot do this, they will receive an email stating that payment is required.
- ✓ **Change of details** - A parent / guardian can edit parts of the Pupil Application after submission, if e.g. the home address, contact number, email address or the pupil primary school have changed.
- ✓ **Changing Assessment Centre** - to change the selected Assessment Centre after submitting the Pupil Application, parents must complete a new Pupil Application and withdraw the old one.
- ✓ **Pupil Card** - Pupils bring this to the Assessment Centre on 14th and 21st Nov. 2026. Parents can download the Pupil Card, which includes the photo that they uploaded, from about 9th Oct. 2026.

# The 2026 Entrance Assessment

## The Registration Process - Requesting Access Arrangements

- **It is really important to read the "Access Arrangements Policy, Procedures and Guidance".**
- In the Access Arrangements Section of the Pupil Application, parents / guardians outline details of their child's need.
- **If an Access Arrangement is being requested, parents indicate the relevant Access Arrangements AND upload the documentary evidence to support the request(s).**
- NB **Before** the Access Arrangements Section is submitted, parents can edit their Access request(s) and add to or amend uploaded supporting evidence as much or as often as they need to.

- NB **After** the Access Arrangements Section has been submitted, it is not possible to edit, add to or amend what has been submitted.
- NB Please only submit the Access Arrangements Section when you have ensured that you have included **all** the Access requests you wish to apply for **and** you have uploaded all the supporting evidence.

# The 2026 Entrance Assessment
# The Papers (1)

- Details, including the format and specification of the Entrance Assessment, are provided on the SEAG website (www.seagni.co.uk) – in the "Guidance for Parents" Section.
- Two SEAG Practice Papers, along with Practice Answer Sheets, in both English and Gaeilge, are also provided, along with a Guide for Parents with the Answer Keys for each question on each Paper.

**Summary:**

- **The Entrance Assessment consists of Paper 1 and Paper 2.**
- Both Papers have an identical format which is the same as that of the SEAG Practice Papers which are available, at no cost, on the SEAG website.
- **Each starts with a Practice Test section containing 5 English (or Gaeilge) questions and 5 Maths questions.**
- The Practice Test section allows pupils time to settle and practise answering the same types of questions as those in the Main Paper but without those questions being marked or timed.
- **The Practice Test section is followed by an English (or Gaeilge) section which has 28 questions and then a Maths section which also has 28 questions.**

# The 2026 Entrance Assessment
# The Papers (2)

- The English (or Gaeilge) begins with a punctation exercise (5 questions), followed by a grammar exercise (5 questions) and a spelling exercise (5 questions). All 15 questions are multiple choice.
- Next, pupils are asked to read a comprehension passage and answer 13 questions which follow. Questions 16-22 are multiple choice and questions 23-28 are "free response" where the pupil writes a short answer to each in the space provided in the Answer Sheet.
- *Spelling is only assessed in the spelling exercise, NOT in the free response answers.*
- The first 22 Maths questions (29-50) are multiple choice and the final 6 questions (51-56) are "free response" where the pupil writes a short answer to each in the space provided in the Answer Sheet.
- Invigilators tell the pupils when to start the Main Test and that pupils will have 60 minutes* to work through the paper (*unless granted additional time through Access Arrangements).
- **Invigilators will also tell pupils when they have about 30 minutes left and when they have about 10 minutes left.** *(Timing prompts are slightly different for those with additional time.)*
- ***When completing a multiple-choice answer on the Answer Sheet, a pupil may draw a horizontal line OR shade in the little box. Both are equally acceptable.***
- Each pupil is free to begin the Main Test with either the English (or Gaeilge) or the Maths section.

# The 2026 Entrance Assessment
# SEAG Outcomes (1)

- **Parents / Guardians receive a Statement of Outcomes which has five main outcomes (or results) for their child.**
- **The first two outcomes are the ones most likely to be used by SEAG schools within their Year 8 Admissions Criteria.**
- The other three outcomes provide additional information for parents and schools.

1. **The Total Standardised Age Score (TSAS)**
2. **The Band**
3. **The English / Gaeilge SAS**
4. **The Maths SAS**
5. **Information about the Cohort Percentile Ranking**

***In addition, parents are provided with a range of other outcomes relating to e.g. how many questions their child answered correctly in English (or Gaeilge) and in Maths and how their child performed in Paper 1 and in Paper 2.***

# The 2026 Entrance Assessment
# SEAG Outcomes (2)

## 1. The Total Standardised Age Score (TSAS)

- **This is the pupil's overall outcome from the SEAG Entrance Assessment based on answers to the 56 English (or Gaeilge) Questions in Papers 1 and 2 and the 56 Maths questions in Papers 1 and 2.**
- The Total SAS is the sum of the English / Gaeilge SAS and the Maths SAS.
- The Total SAS range will be 138-282 with a mean (or average) of 200.

*A Standardised Age Score (SAS) takes account of a child's age when he/she took the assessment, the number of correct answers and the degree of difficulty of the assessment.*

*Parents / Guardians may be familiar with the scores from standardised tests used in their child's primary school, e.g. Progress Test in English and / or Progress Test in Maths, which also use SAS.*

# The 2026 Entrance Assessment
# SEAG Outcomes (3)

## 2. The Band

- **There are six Bands.**
- **The Bands are designated as Band 1, Band 2, Band 3, Band 4, Band 5 and Band 6.**
- Cohort Percentiles are used to determine the borderline for each Band (See Outcomes (5).

| SEAG Band | 1 | 2 | 3 | 4 | 5 | 6 |
|---|---|---|---|---|---|---|
| Cohort Percentile | 60%+ | 50-59% | 40-49% | 30-39% | 20-29% | <20% |

*60%+ (Band 1) means pupils who are in the top 40% of those who sat the Assessment; 50-59% (Band 2) means pupils who are in the top 50% but not the top 40% of those who sat the Assessment, etc.*

# The 2026 Entrance Assessment
# SEAG Outcomes (4)

### 3. The English / Gaeilge SAS

- This is the Standardised Age Score based on answers to the 56 English (or Gaeilge) questions.
- The English / Gaeilge SAS range is 69-141 with a mean (or average) of 100.
- The English / Gaeilge SAS is provided to inform parents as to how their children have performed in this aspect of the Entrance Assessment.

### 4. The Maths SAS

- This is the Standardised Age Score based on answers to the 56 Maths questions.
- The Maths SAS range is 69-141 with a mean (or average) of 100.
- The Maths SAS is provided to inform parents as to how their children have performed in this aspect of the Entrance Assessment.

# The 2026 Entrance Assessment
# SEAG Outcomes (5)

## 5. Information about the Cohort* Percentile Ranking (CPR)

- 60%+ (Band 1) means that the pupil's outcomes are in the top 40% of those who sat the Assessment.
- 50-59% (Band 2) - outcomes are outside the top 40% but in the top 50% of those who sat the Assessment.
- 40-49% (Band 3) - outcomes are outside the top 50% but in the top 60% of those who sat the Assessment.
- 30-39% (Band 4) - outcomes are outside the top 60% but in the top 70% of those who sat the Assessment.
- 20-29% (Band 5) - outcomes are outside the top 70% but in the top 80% of those who sat the Assessment.
- <20% (Band 6) - the pupil's outcomes are outside the top 80% of those who sat the Assessment.

** "Cohort" means everyone who sits the SEAG 2026 Entrance Assessment.*

# The 2026 Entrance Assessment
# SEAG Outcomes (6)

**SEAG provides parents with all the Outcomes information we hold about their child.**

- **In addition to the 5 main Outcomes there are 12 "raw score" Outcomes.**

| Paper | Total Questions Attempted (Max 56 per Paper) | Total Answers Correct (Max 56 per Paper) | English/ Irish Correct (Max 28 per Paper) | Maths Correct (Max 28 per Paper) |
|---|---|---|---|---|
| 1 | 56 | 43 | 21 | 22 |
| 2 | 56 | 41 | 20 | 21 |
| TOTALS | 112 | 84 | 41 | 43 |

- **The 5 main Outcomes are standardised and take account of how a child performed in their English / Gaeilge and in their Maths when compared with all the other pupils who sat the Assessment - "the cohort".**

- **The "raw score" outcomes are not standardised. They tell how many questions a child answered correctly, but provide no information as to how those scores compare with those of all the pupils who sat the Assessment.**

# The 2026 Entrance Assessment
# SEAG Outcomes (7)

**There are a number of reasons why parents receive different types of Outcomes including:**

- ✓ Academically selective schools tend to use 2 main types of outcomes within their Year 8 Admissions Criteria. Some choose to rank order using **TSAS**, others use SEAG **Bands** and some use both. SEAG is, therefore, providing TSAS and Bands.
- ✓ Calculating the **English/Gaeilge SAS** and, separately, the **Maths SAS** means that both subjects have equal weighting in the Assessment.
- ✓ Providing the **English/Gaeilge SAS** and the **Maths SAS** may be helpful to parents, primary schools and post-primary schools.
- ✓ Some parents find it helpful to have a further breakdown of their child's results relating to e.g. how many questions their child answered correctly in English (or Gaeilge) and in Maths and also how their child performed in Paper 1 and in Paper 2.

# The 2026 Entrance Assessment

## Sitting just one of the two Papers

**SEAG is very clear that its Entrance Assessment consists of two papers.**

- Pupils who only take one paper (i.e. either Paper 1 or Paper 2 but not both) will **not** have completed the full Entrance Assessment.
- Such pupils will, however, have their "single paper" marked by GL Assessment.
- The SEAG Board has determined that pupils who only sit one paper should be provided with SAS and Band outcomes which reflect their performance.
- Outcomes for pupils who only sit one paper will have the designation "e" (for estimate) immediately after the Outcome, e.g. SAS 196e; Band 3e.
- It is the responsibility of each academically selective school (NOT SEAG) to set out, within its 2027 Year 8 Admissions Criteria, how it will treat estimated outcomes. e.g. through "Special Provisions".

# The 2026 Entrance Assessment

## Role of a SEAG school with P7 parents and pupils (1)

- **After the Registration Period has ended, SEAG will make available, to each Assessment Centre, a file containing details of every pupil registered to sit the Entrance Assessment in that school.**
- **Each SEAG school (Assessment Centre) will:**

➢ make all the practical arrangements for the pupils who will be sitting the Entrance Assessment in their school (Assessment Centre).

➢ by mid-October 2026, communicate directly with each parent / guardian whose child(ren) are sitting the Assessment in their school.

➢ provide practical details e.g. about dropping off children before the Assessment and collecting them afterwards.

➢ liaise with parents / guardians as appropriate e.g. if there are particular medical or other needs.

# The 2026 Entrance Assessment

## Role of a SEAG school with P7 parents and pupils (2)

- **It is envisaged that each Assessment Centre will hold a familiarisation session in the Centre by 7th November 2026 to help children prepare for their time there on 14th and 21st November 2026.**

➢ Parents / guardians have the responsibility to ensure that their children arrive in the SEAG Assessment Centre in good time on the Entrance Assessment days.

- **Pupils can only be admitted to the Assessment Centre if they are registered to sit the Entrance Assessment.**

➢ Pupils cannot be admitted to the Assessment Centre room / hall after the Assessment has started.

- **If a child cannot attend on one of the two Entrance Assessment dates the parents/guardian must inform the Assessment Centre as soon as it is practically possible to do so.**

➢ Pupils who are absent on one of the two days will only sit part of the full Entrance Assessment.

# The 2026 Entrance Assessment

**For further information about SEAG and the 2026 Entrance Assessment,**

**including Registration, visit www.seagni.co.uk**

The "Guidance for Parents" Section includes: Frequently Asked Questions, a list of the 63 member schools, along with various resources such as The Specification, The Format, Practice Papers, Practice Answer Sheets and the Access Arrangements documentation.

OR check out **Facebook@SEAG NI** OR **Instagram @SEAG_NI_Official**

**NB Parents / Guardians can email SEAG directly from the SEAG portal as soon as they have created an account.**

*SEAG 29th April 2026*